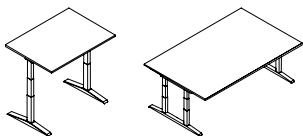




## jot-up meet sit/stand table datasheet

### Extent of Range

Single or twin lifting column height adjustable tables with access to the up/down switch from both sides.



### Delivery

This range is assembled on site by Flexiform installation team, wrapped for protection.

### Product Warranty

7 years subject to our standard T&C's. See the Flexiform Standard Warranty document for more information

### Materials

**MFC Top Panels:** 25mm melamine faced chipboard (M.F.C) with 2mm ABS matching edging or contrasting edging. British standard 476 class 1 surface spread of flame. Meets E1 European standards on Formaldehyde emissions.

**Steel:** Powder coated steel with minimum paint coverage thickness of 35 Microns. Indentation, cross cut+adhesion and bend tested.

### Features

**Type:** Agile working height adjustable table.

**Legs:** Height adjustable lifting columns with 50x25mm tube U-frame (twin column) or 25mm x 25mm tube U-frame (single column) with levellers.

**Cable Tray:** Integrated cable tray.

**Tops:** Rectangular 25mm MFC with 2mm ABS edging.

**Cable Management:** A cable slinky is recommended with this product.

**Standby Mode:** 0.1 watts of power consumption in standby mode.

**Max Speed:** 38mm per second (unloaded table).

**Max Thrust:** 1200N per column.

**Lifting Capacity:** 800N per column (80kg's)

**Sound Level:** Below 55dB(A) in typical applications.

**Mains Voltage:** 230V AC, 50Hz

**PVC:** PVC free

**Controls:** Tactile Up/Down switch

**Sensors:** Integrated sensor minimising the risk of damage to furniture or property.

**Levelling Feet:** Included.

### Single Column Table Dimensions

Height Adjustable: 610mm - 1260mm.

Depth: 800mm, 900mm or 1000mm

Width: 1600mm, 1800mm or 2000mm

### Twin Column Table Dimensions

Height Adjustable: 610mm - 1260mm.

Depth: 1200mm or 1400mm

Width: 2000mm or 2400mm

### Product Environmental Certification



### Environmental

Recycled Content: 41.51%

Recyclable Content: 82.39% (Estimated)

---

## MFC Band 1 Finishes



White 25mm MFC with matching edge. Code: WHM



Grey 25mm MFC with matching edge. Code: MOG



Dust Grey 25mm MFC with matching edge. Code: DGM



Oak 25mm MFC with matching edge. Code: MOK\*



Walnut 25mm MFC with matching edge. Code: MOW\*



White 25mm MFC with contrasting oak edge. Code: WHO



White 25mm MFC with contrasting black edge. Code: WHB

*\*Please note, we cannot guarantee continuity of these finishes.*

---

## MFC Band 2 Finishes



Cashmere Grey 25mm MFC with matching edge. Code: MSC



Antique Rose 25mm MFC with matching edge. Code: MAR



Denim Blue 25mm MFC with matching edge. Code: MDB



Reed Green 25mm MFC with matching edge. Code: MRG



Sevilla Ash 25mm MFC with matching edge. Code: MSA



Natural Nebraska Oak 25mm MFC with matching edge. Code: MNO




Natural Hamilton Oak 25mm MFC with matching edge. Code: MHO



Truffle Brown Denver Oak 25mm MFC with matching edge. Code: MDO



Natural Carini Walnut 25mm MFC with matching edge. Code: MCW




Light grey Chicago Concrete 25mm MFC with matching edge. Code: MCC

---

## Steel Finishes



White. RAL9016  
Code: JWM



Silver. RAL9006  
Code: JOM



Black. RAL9005  
Code: BLM