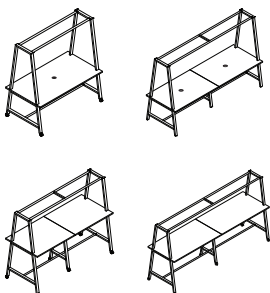




Larke Table datasheet

Extent of Range

Dining and poseur height tables with optional castors and electric cutouts..



Delivery

This range is delivered in components and assembled on-site by the Flexiform installation team, wrapped for protection.

Product Warranty

10 years subject to our standard T&C's. Electrics have a 3 year warranty, excluding fuses. See the Flexiform Standard Warranty document for more information.

Materials

Steel: Powder coated steel with minimum paint coverage thickness of 35 Microns. Indentation, cross cut+adhesion and bend tested. 55% recycled content. 100% recyclable.

Features

Type: Dining height or poseur height table with overhead gantry system.

Frame: 60mm x 30mm mild steel tube A frame with 50mm x 30mm stretcher. 25mm x 25mm table cross rails for strength. A-frame support goes through the top. Central recessed leg for maximum leg room. Gantry cross rails 30mm x 30mm
Top: 25mm MFC top with 2mm ABS edging.

Optional Overhead Grid: Overhead metal mesh grid to support hanging potted plants. Sits on top table rails to allow trailing plants.

Optional Planter Boxes: Enclosed planter box with internal plastic tray. Sits on top table rails to allow trailing plants.

Optional Monitor Bracket: Black monitor bracket to support 32" - 40" TVs (not included).

Optional Cable Management: Magnetic cable management can be used on the leg frame, powder coated in standard frame colours. We also have an optional fabric cable riser to be used anywhere beneath the table Upholstered in Camira Blazer Lite Black (LTH69), Dark Grey (LTH70) and Light Grey (LTH39).

Features Continued

Optional Power: 6 electric cut-out holes available. 1 cut out per top, ie. 1800mm wide tables = 1 cut out. 2400mm, 3000mm & 3600mm wide cut-outs = 2 cut outs. Cut-out sizes available include 80mm, suitable for CMD Neptune, OE Pluto, CMD Porthole and OE Pixel, 128mm dia suitable for OE Pandora, or 163mm / 263mm / 363mm or 463mm x 69mm suitable for various CMD Surface power modules.

Optional Castors: Lockable and non-locking black and grey castors. Please only move tables when it is safe to do so, and ensure any connecting cables are detached prior to moving. All lockable castors must be locked into position before use.

Dimensions

Overall Width: 1800mm, 2400mm, 3000mm, 3600mm

Overall Depth: 1000mm

Worksurface Height: 740mm and 1100mm

Overall Height: 1940mm

Environmental

Recycled Content: 64.65%

Recyclable Content: 100%


**All images are shown with optional bolster cushions*

flexiform

MFC Band 1 Finishes



White 25mm MFC with matching edge. Code: WHM



Grey 25mm MFC with matching edge. Code: MOG



Oak 25mm MFC with matching edge. Code: MOK*



Walnut 25mm MFC with matching edge. Code: MOW*



White 25mm MFC with contrasting oak edge. Code: WHO



White 25mm MFC with contrasting black edge. Code: WHB

**Please note, we cannot guarantee continuity of these finishes.*

Standard Steel Finishes.



White. RAL9016
WHM



Black. RAL7021
BLM



Silver. RAL9006.
Code: JOM



Reed Green. RAL6013
GRM



Pale Green. RAL6021. Matt
Code: GCM



Salmon Pink. RAL3022. Matt
Code: PSM



Clear coat lacquer
Code: CCG

Safety Notice

Please ensure Larke is unplugged from your electricity supply prior to moving. Please lock the castors whilst in use.

MFC Band 2 Finishes



Cashmere Grey 25mm MFC with matching edge. Code: MSC



Antique Rose 25mm MFC with matching edge. Code: MAR



Denim Blue 25mm MFC with matching edge. Code: MDB



Reed Green 25mm MFC with matching edge. Code: MRG



Sevilla Ash 25mm MFC with matching edge. Code: MSA




Natural Nebraska Oak 25mm MFC with matching edge. Code: MNO




Natural Hamilton Oak 25mm MFC with matching edge. Code: MHO



Truffle Brown Denver Oak 25mm MFC with matching edge. Code: MDO



Natural Carini Walnut 25mm MFC with matching edge. Code: MCW



Light grey Chicago Concrete 25mm MFC with matching edge. Code: MCC